


# Facts & Figures 2016

Special

## Foreign trade in Europe



**BV Schmuck+Uhren**

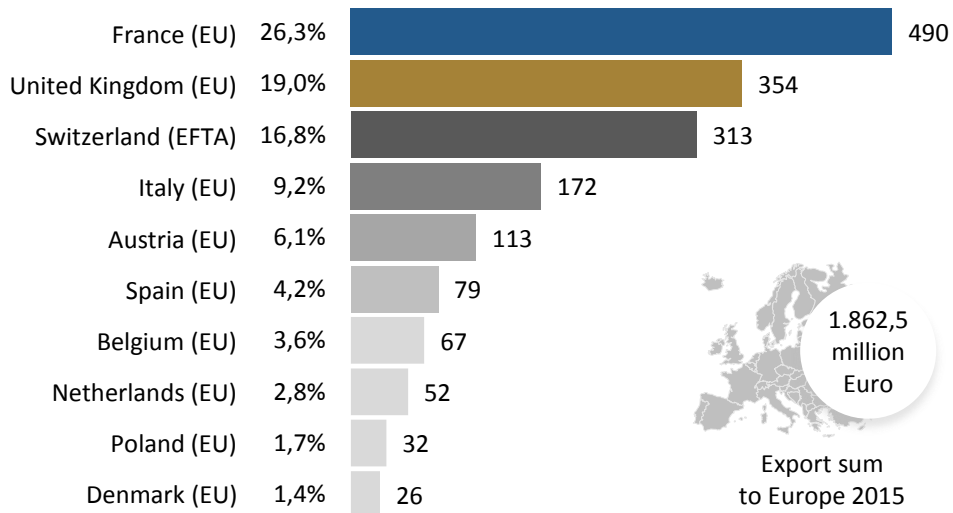
German Association of Jewellery, Watches, Clocks & Supplying Industry



## Foreign trade jewellery in Europe

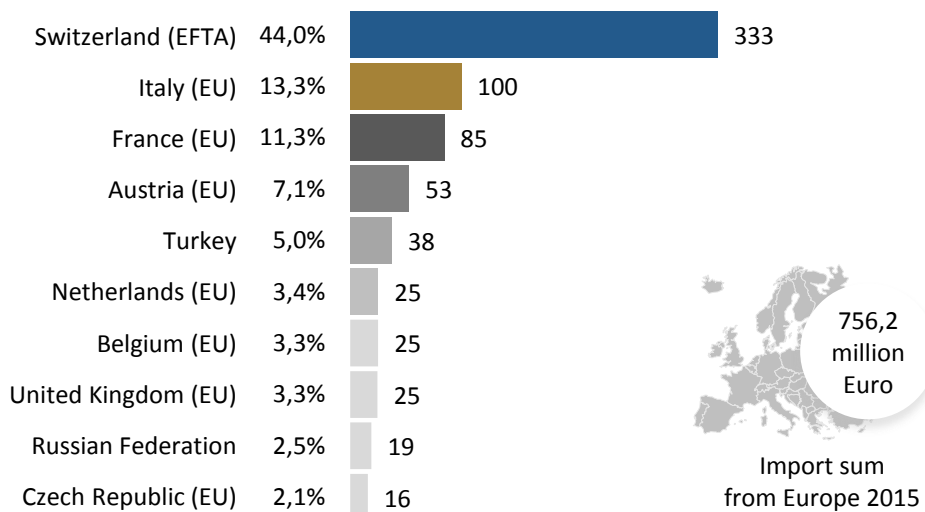
### Exports of jewellery, gold and silver goods to Europe 2015 by volume and share of the total volume in Europe <sup>1</sup>

in million Euro



### Imports of jewellery, gold and silver goods to Europe 2015 by volume and share of the total volume in Europe <sup>1</sup>

in million Euro

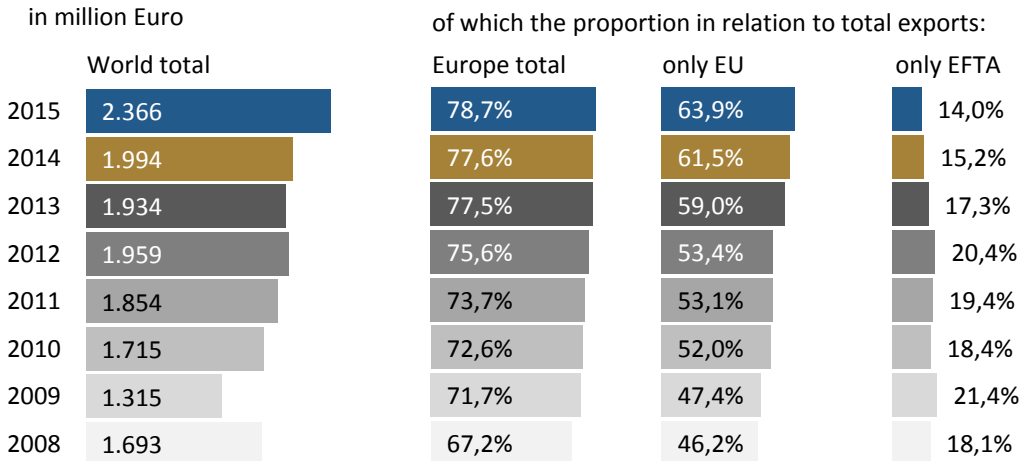


<sup>1</sup> | Source: Statistisches Bundesamt, external trade statistics (as of June 2016)  
Reporting level until 2011 400.000 Euro, since 2012 500.000 Euro



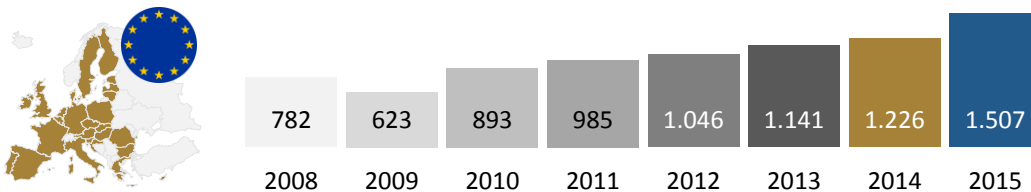
## Exports jewellery

### Exports of jewellery, gold and silver goods by region <sup>1</sup>

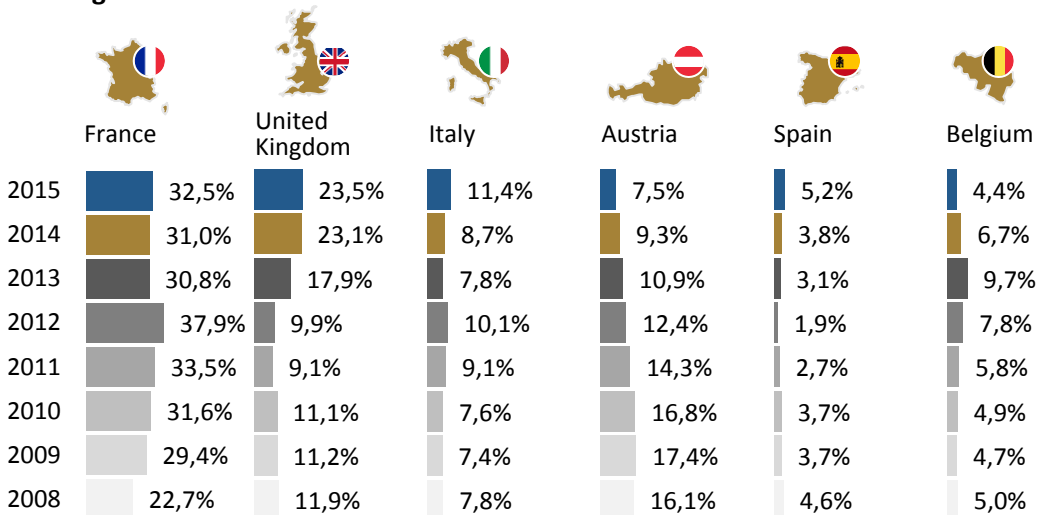


### Exports of jewellery, gold and silver goods within the EU <sup>1</sup>

in million Euro



### Contribution to export volume of jewellery, gold and silver goods of the export strongest members of the EU <sup>1</sup>



<sup>1</sup> | Source: Statistisches Bundesamt, external trade statistics (as of June 2016)  
Reporting level until 2011 400.000 Euro, since 2012 500.000 Euro

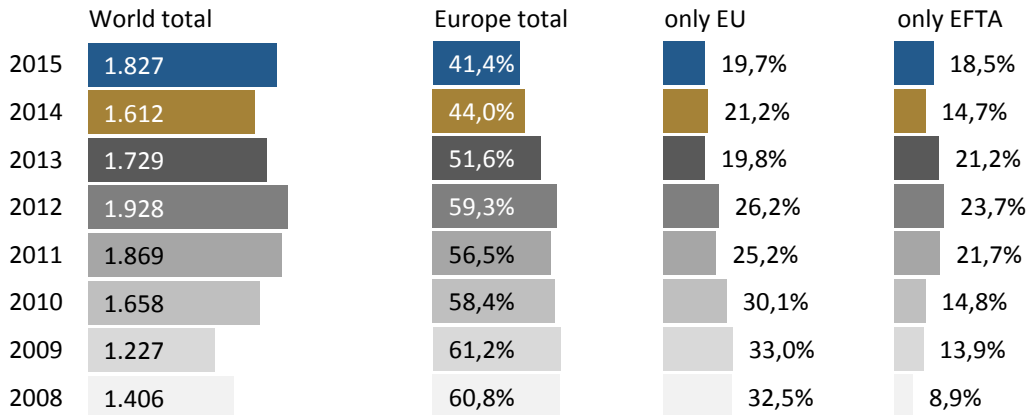


## Imports jewellery

### Imports of jewellery, gold and silver goods by region <sup>1</sup>

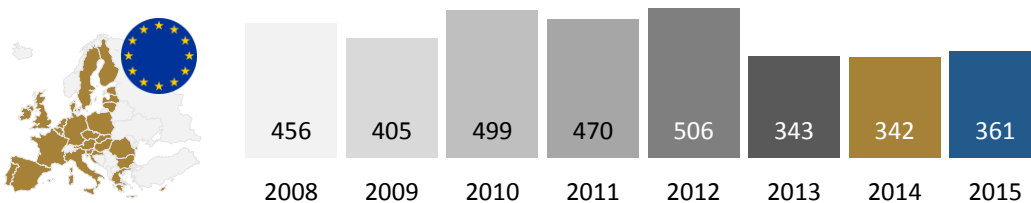
in million Euro

of which the proportion in relation to total exports:

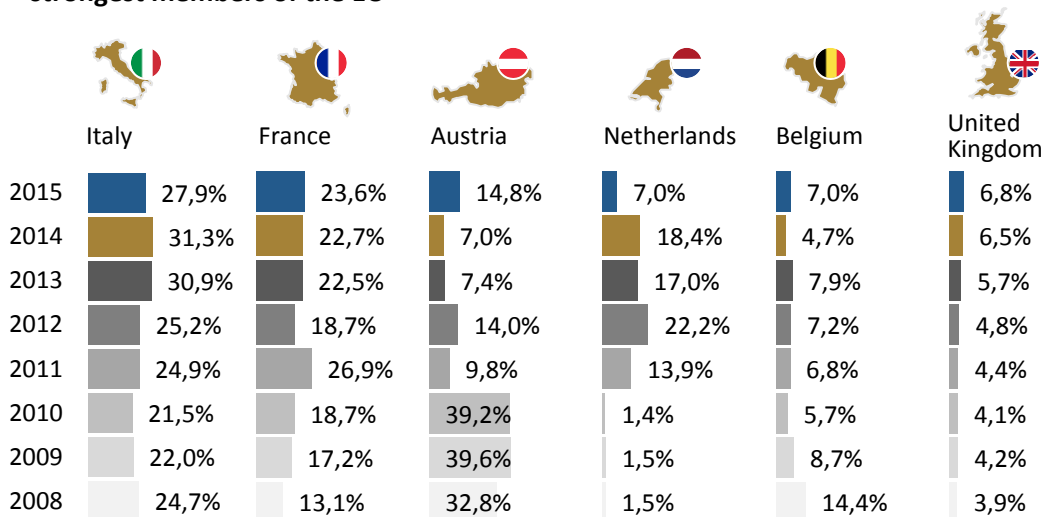


### Imports of jewellery, gold and silver goods within the EU <sup>1</sup>

in million Euro



### Contribution to import volume of jewellery, gold and silver goods of the import strongest members of the EU <sup>1</sup>



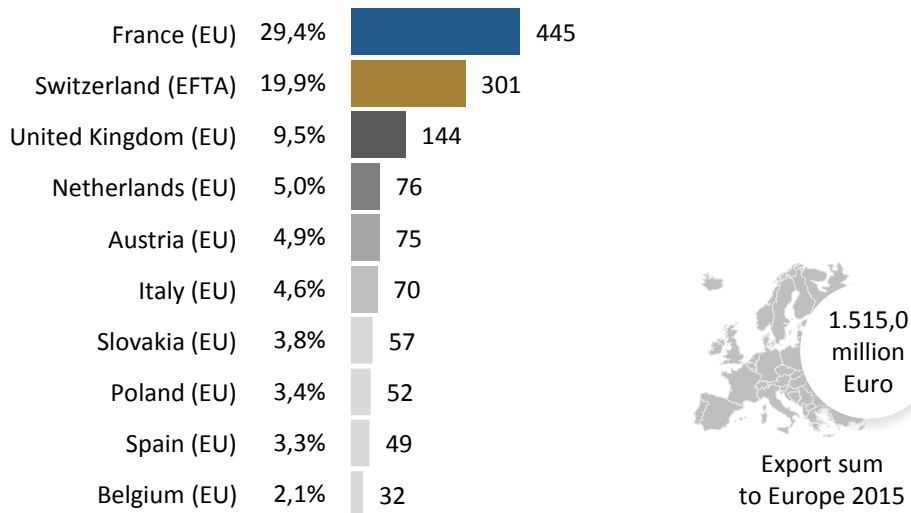
<sup>1</sup> | Source: Statistisches Bundesamt, external trade statistics (as of June 2016)  
Reporting level until 2011 400.000 Euro, since 2012 500.000 Euro



## Foreign trade watches in Europe

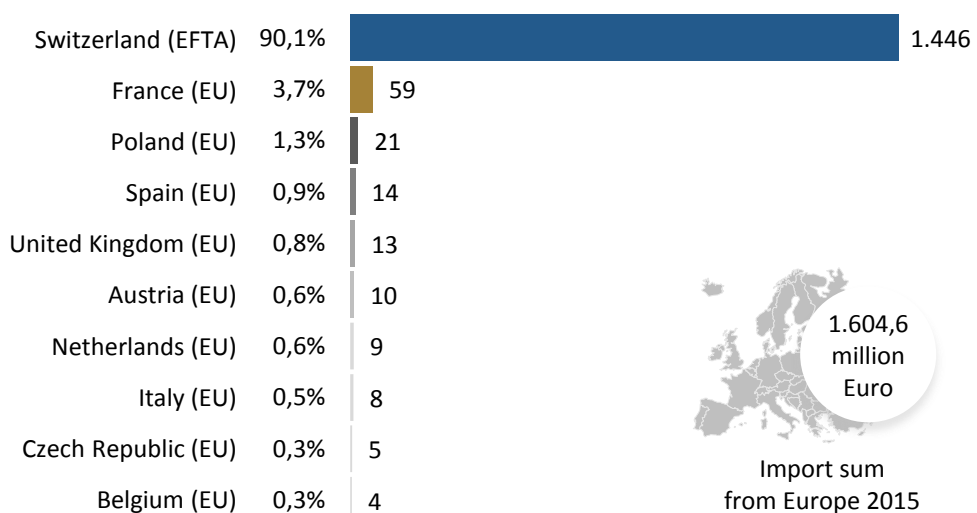
### Exports of watches to Europe 2015 by volume and share of the total volume in Europe <sup>1</sup>

in million Euro



### Imports of watches to Europe 2015 by volume and share of the total volume in Europe <sup>1</sup>

in million Euro



<sup>1</sup> | Source: Statistisches Bundesamt, external trade statistics (as of June 2016)  
Reporting level until 2011 400.000 Euro, since 2012 500.000 Euro

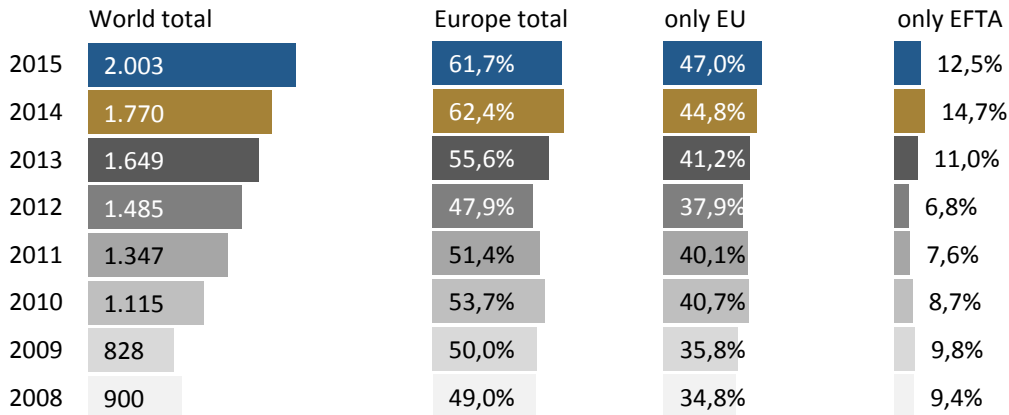


## Exports watches

### Exports of watches by region <sup>1</sup>

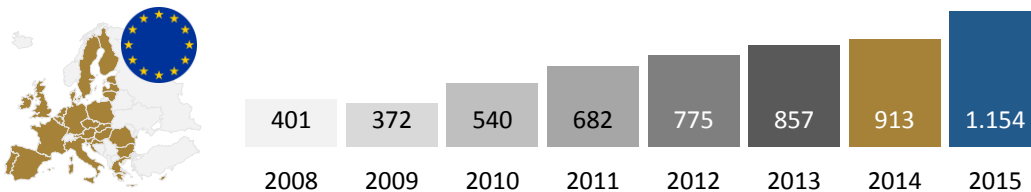
in million Euro

of which the proportion in relation to total exports:

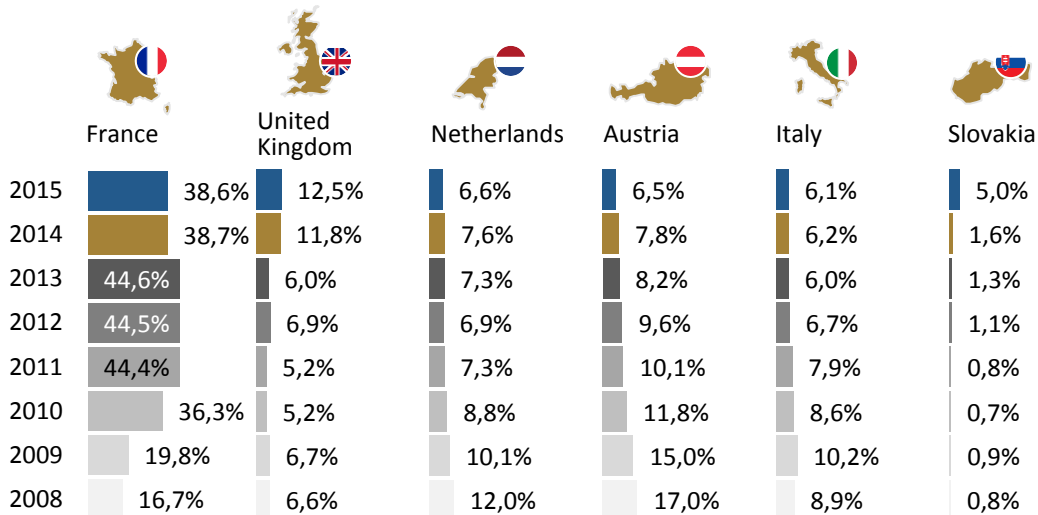


### Exports of watches within the EU <sup>1</sup>

in million Euro



### Contribution to export volume of watches of the export strongest members of the EU <sup>1</sup>



<sup>1</sup> | Source: Statistisches Bundesamt, external trade statistics (as of June 2016)  
Reporting level until 2011 400.000 Euro, since 2012 500.000 Euro

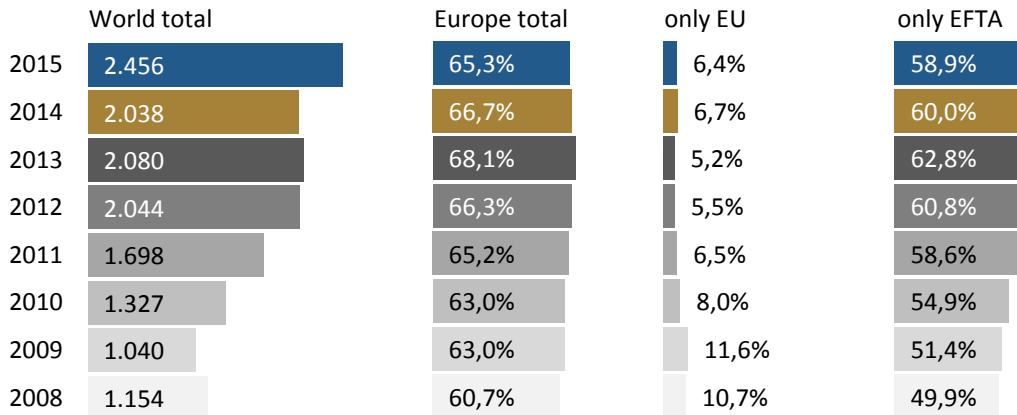


## Imports watches

### Imports of watches by region <sup>1</sup>

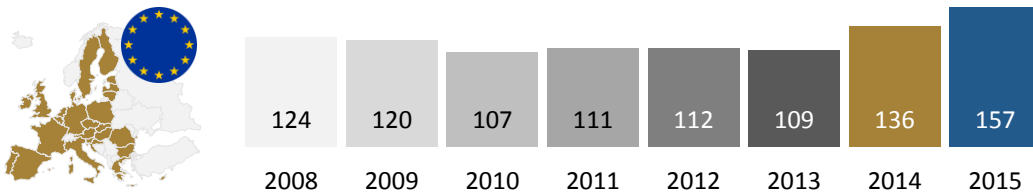
in million Euro

of which the proportion in relation to total exports:

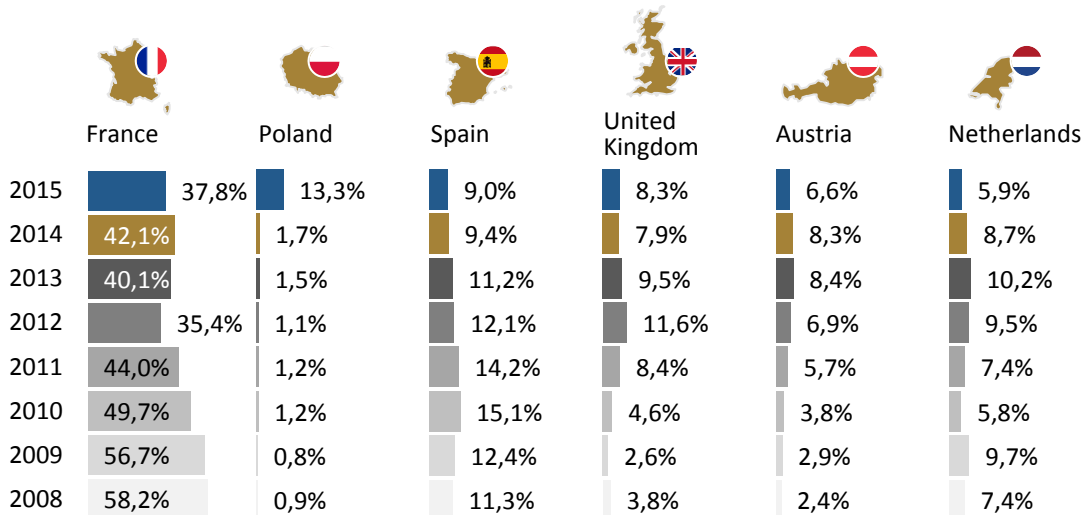


### Imports of watches within the EU <sup>1</sup>

in million Euro



### Contribution to import volume of watches of the import strongest members of the EU <sup>1</sup>



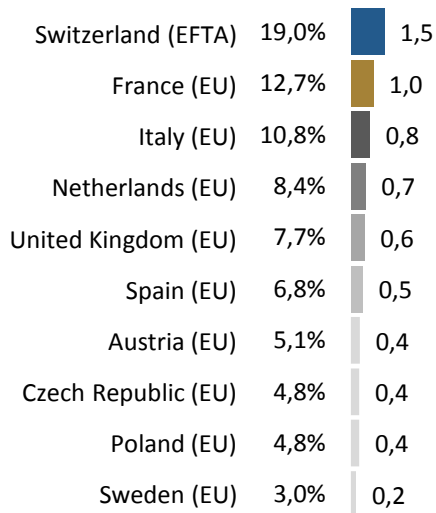
<sup>1</sup> | Source: Statistisches Bundesamt, external trade statistics (as of June 2016)  
Reporting level until 2011 400.000 Euro, since 2012 500.000 Euro



## Foreign trade movements in Europe

### Exports of movements to Europe 2015 by volume and share of the total volume in Europe <sup>1,2</sup>

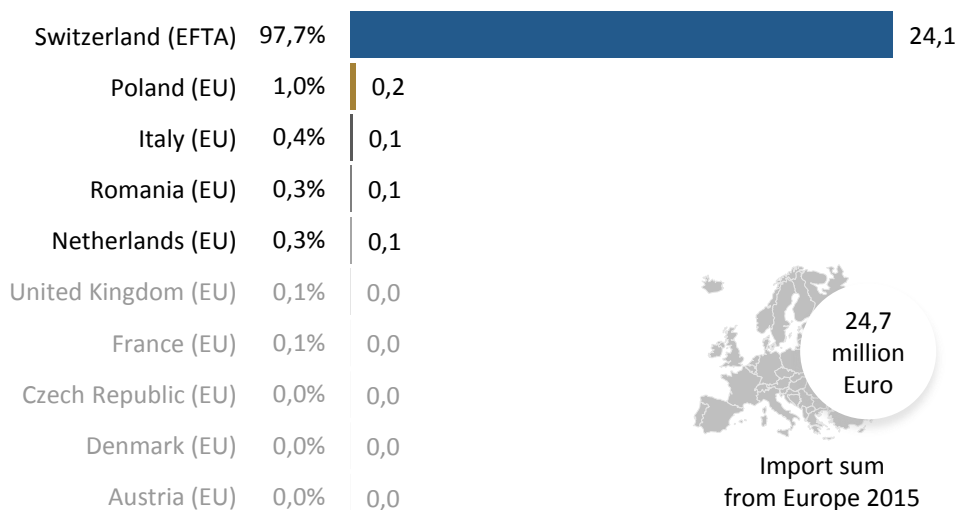
in million Euro



Export sum  
to Europe 2015

### Imports of movements to Europe 2015 by volume and share of the total volume in Europe <sup>1,2</sup>

in million Euro



Import sum  
from Europe 2015

1 | Source: Statistisches Bundesamt, external trade statistics (as of June 2016)  
Reporting level until 2011 400.000 Euro, since 2012 500.000 Euro

2 | includes watch movements (compl./unassembled/incompl. assembled), clock movements (compl. a. assembled/compl. a. unassembled) as well as rough watch or clock movements



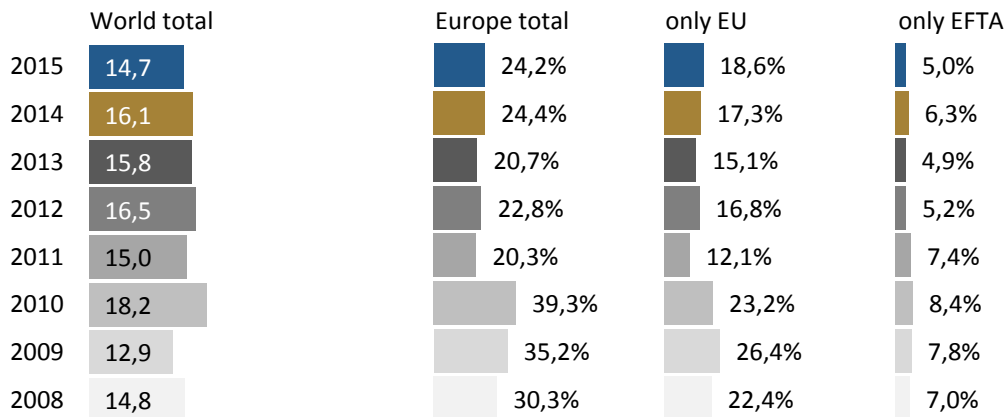


## Exports movements

### Exports of movements by region <sup>1,2</sup>

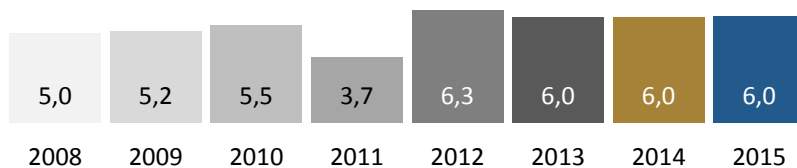
in million Euro

of which the proportion in relation to total exports:

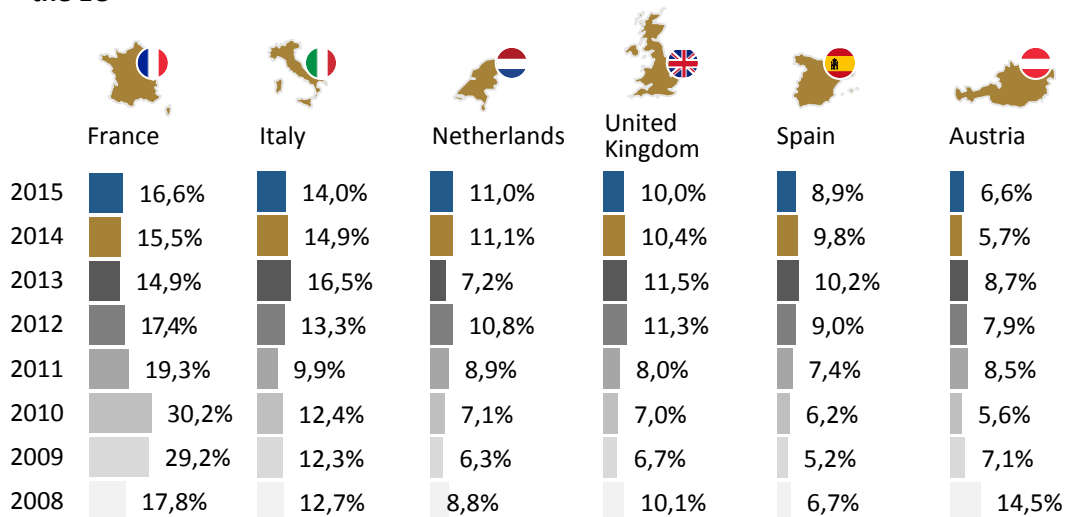


### Exports of movements within the EU <sup>1,2</sup>

in million Euro



### Contribution to export volume of movements of the export strongest members of the EU <sup>1,2</sup>



1 | Source: Statistisches Bundesamt, external trade statistics (as of June 2016)  
Reporting level until 2011 400.000 Euro, since 2012 500.000 Euro

2 | includes watch movements (compl./unassembled/incompl. assembled), clock movements (compl. a. assembled/compl. a. unassembled) as well as rough watch or clock movements

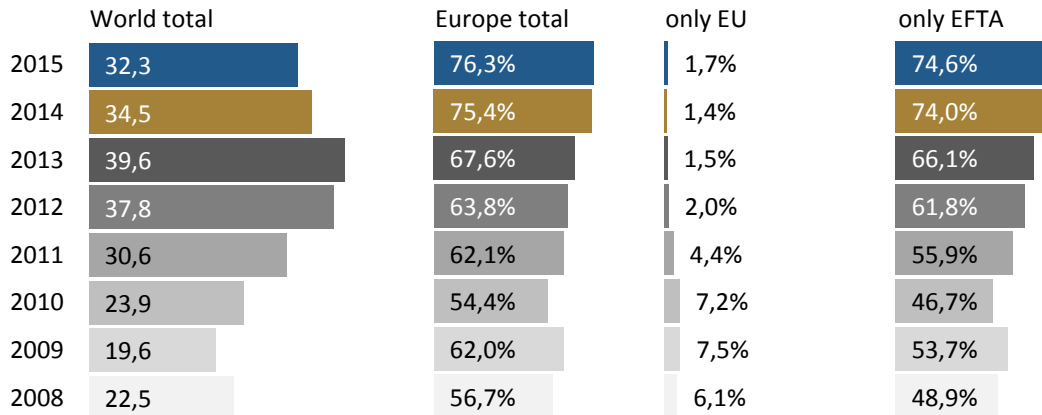


## Imports movements

### Imports of movements by region <sup>1,2</sup>

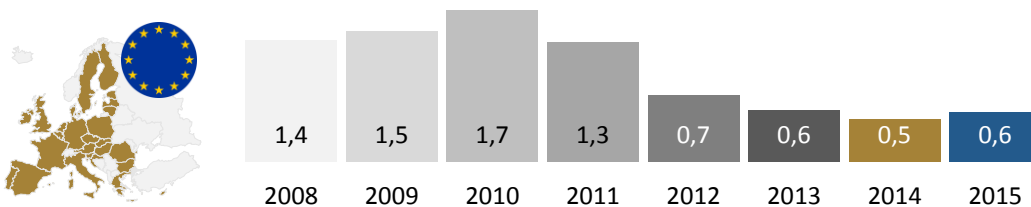
in million Euro

of which the proportion in relation to total exports:

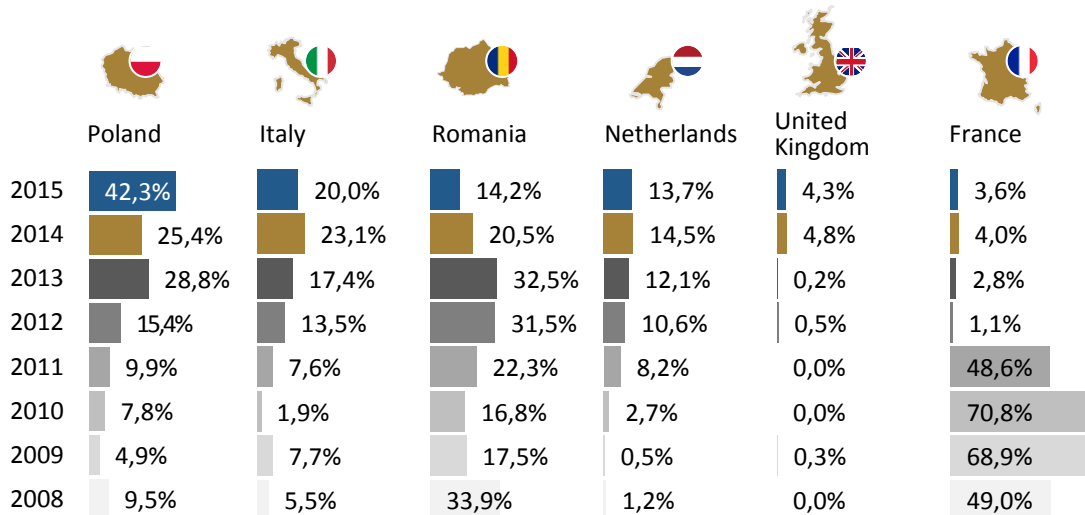


### Imports of movements within the EU <sup>1,2</sup>

in million Euro



### Contribution to import volume of movements of the import strongest members of the EU <sup>1,2</sup>



1 | Source: Statistisches Bundesamt, external trade statistics (as of June 2016)  
Reporting level until 2011 400.000 Euro, since 2012 500.000 Euro

2 | includes watch movements (compl./unassembled/incompl. assembled), clock movements (compl. a. assembled/compl. a. unassembled) as well as rough watch or clock movements

The Bundesverband Schmuck und Uhren (BVSU) was founded in Pforzheim in 1947. As a lobby group for over 200 predominantly medium-sized member companies from the areas of jewellery, watches and clocks, silverware and related industries, it represents the interests of its members at a national, European and international level. It is responsible for coordinating the federal associations of the German jewellery and silverware industry. In this capacity it is also integrated in international lobbying efforts of the World Jewellery Confederation, CIBJO (Confédération internationale de la Bijouterie, Joaillerie, Orfèvrerie, des Diamants, Perles et Pierres). The BVSU also represents the interests of the German watch and clock industry at a European level as a member of the European watchmaking association, the Comité Permanent de l'Horlogerie Européenne (CPHE).

Reproduction, publication and distribution, also on websites, total or partial, are only allowed with reference on the publisher Bundesverband Schmuck und Uhren.



**Responsibility regarding content according to § 5 TMG**

**Bundesverband Schmuck, Uhren, Silberwaren  
und verwandte Industrien e.V.**

President: Uwe Staib, Hermann Staib GmbH, Pforzheim

Bundesverband Schmuck, Uhren, Silberwaren  
und verwandte Industrien e.V.  
Poststr. 1  
75172 Pforzheim

Phone: +49 (0) 7231 14 555 10  
Fax: +49 (0) 7231 14 555 21  
E-Mail: [info@bv-schmuck-uhren.de](mailto:info@bv-schmuck-uhren.de)  
Web: [www.bv-schmuck-uhren.de](http://www.bv-schmuck-uhren.de)

Register court: Amtsgericht Pforzheim

In cooperation with

