


Facts & Figures

2018
Special

Foreign trade in Europe



BV Schmuck+Uhren

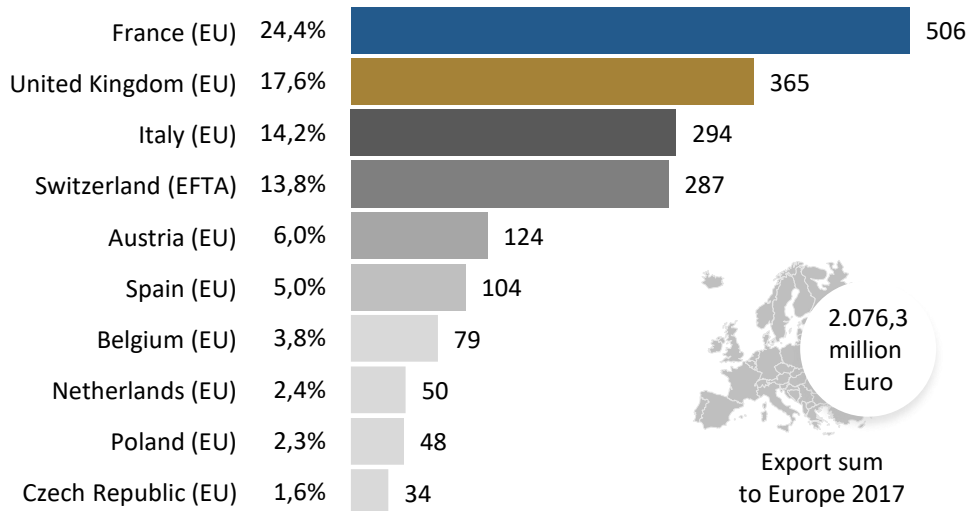
German Association of Jewellery, Watches, Clocks
& Supplying Industry



Foreign trade jewellery in Europe

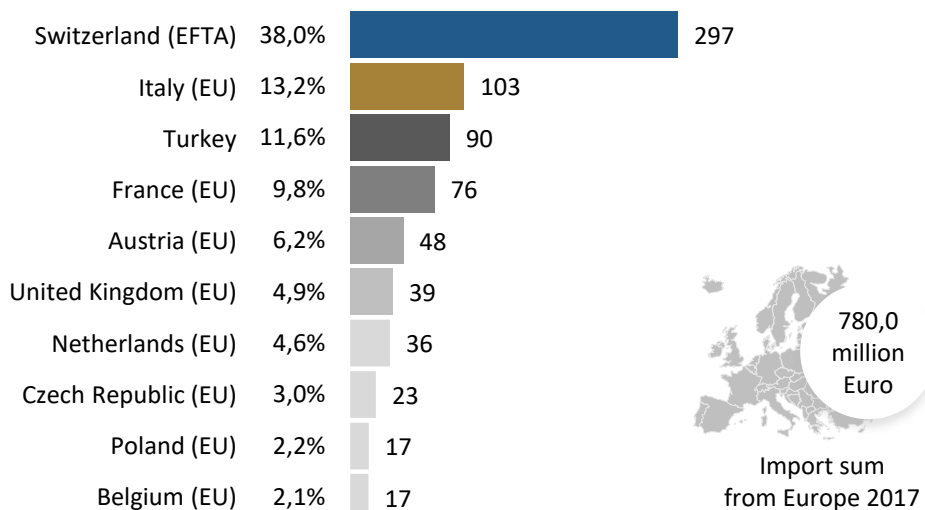
Exports of jewellery, gold and silver goods to Europe 2017 by volume and share of the total volume in Europe ¹

in million Euro



Imports of jewellery, gold and silver goods to Europe 2017 by volume and share of the total volume in Europe ¹

in million Euro



¹ | Source: Statistisches Bundesamt, external trade statistics (as of March 2018)
Reporting level until 2011 400.000 Euro, since 2012 500.000 Euro

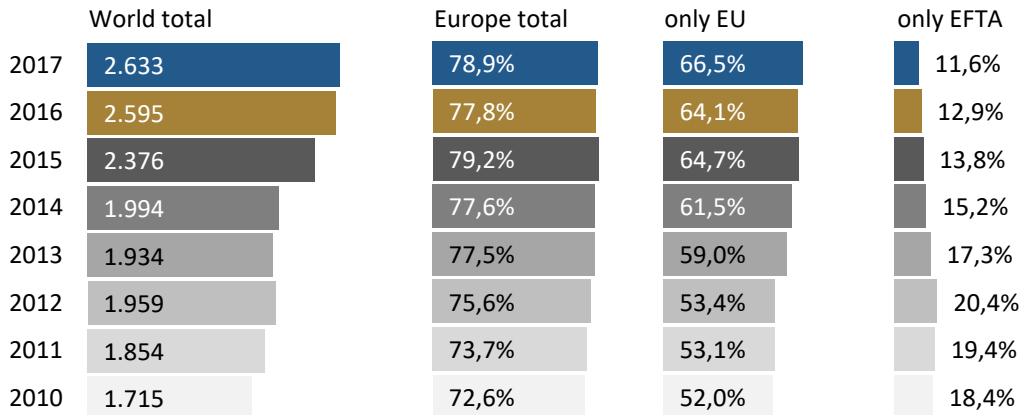


Exports jewellery

Exports of jewellery, gold and silver goods by region ¹

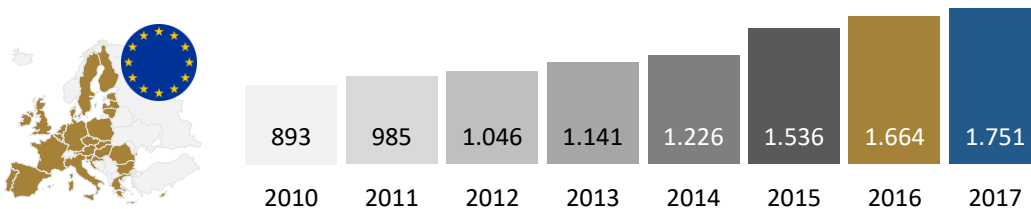
in million Euro

of which the proportion in relation to total exports:

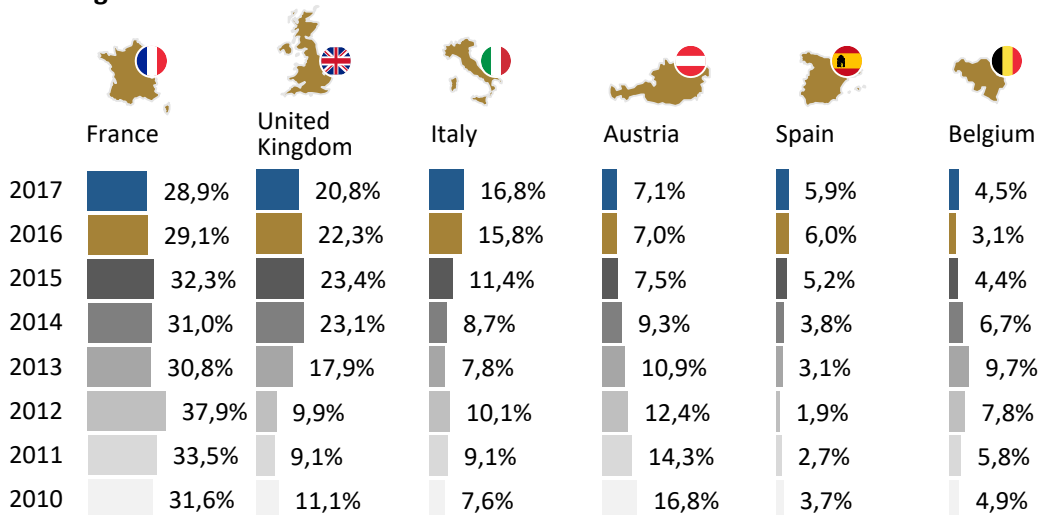


Exports of jewellery, gold and silver goods within the EU ¹

in million Euro



Contribution to export volume of jewellery, gold and silver goods of the export strongest members of the EU ¹



¹ | Source: Statistisches Bundesamt, external trade statistics (as of March 2018)
Reporting level until 2011 400.000 Euro, since 2012 500.000 Euro

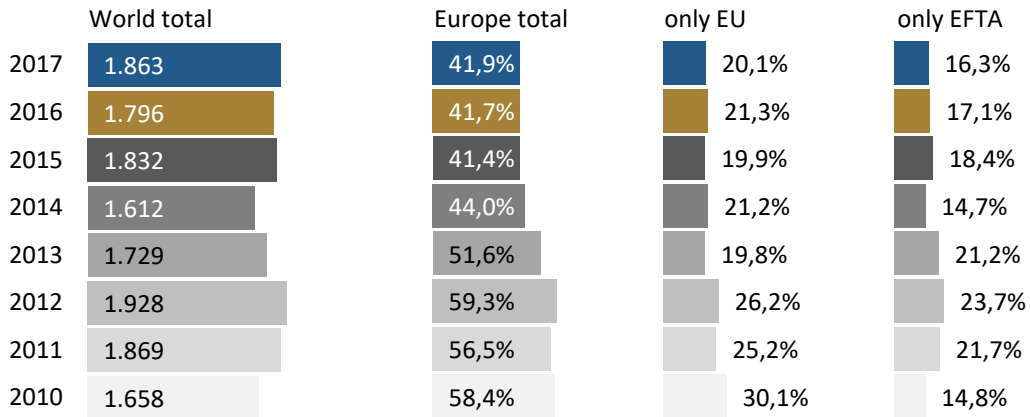


Imports jewellery

Imports of jewellery, gold and silver goods by region ¹

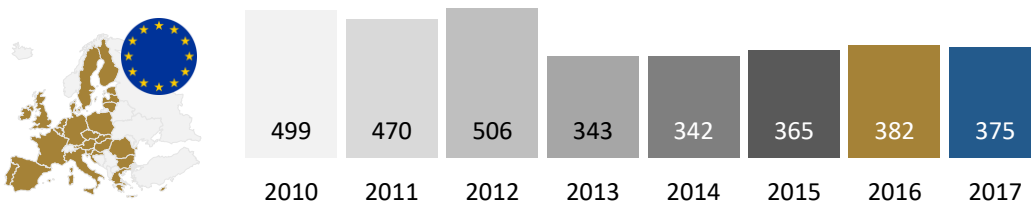
in million Euro

of which the proportion in relation to total imports:

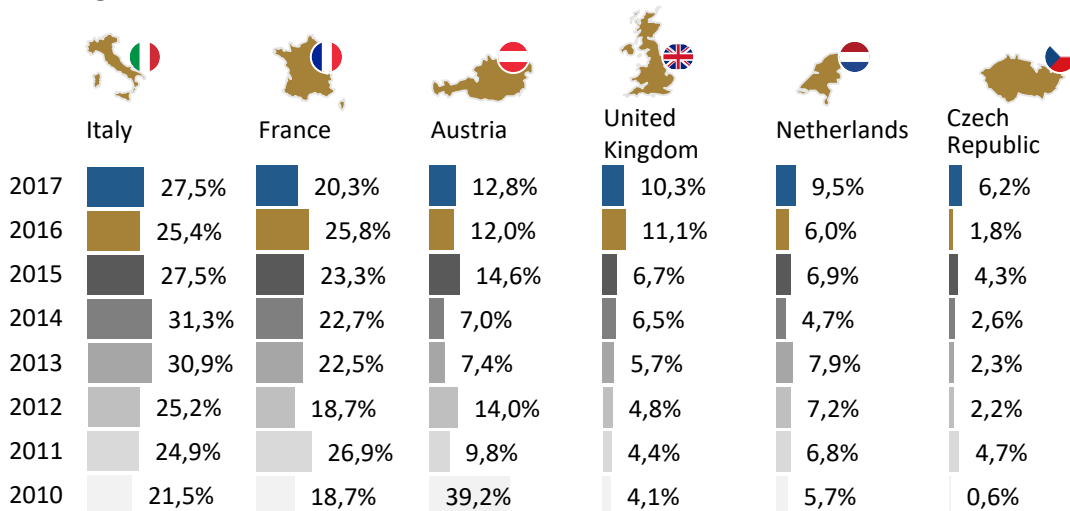


Imports of jewellery, gold and silver goods within the EU ¹

in million Euro



Contribution to import volume of jewellery, gold and silver goods of the import strongest members of the EU ¹



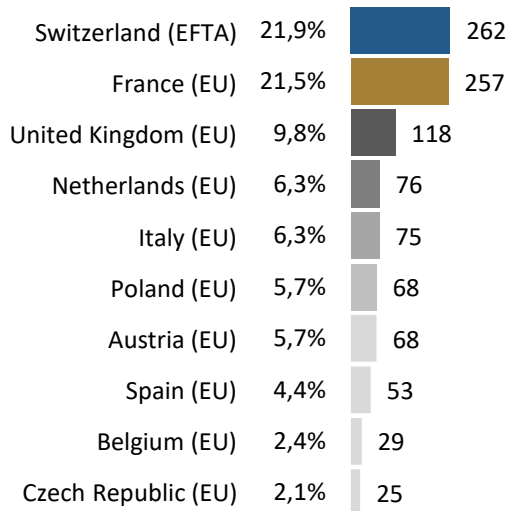
¹ | Source: Statistisches Bundesamt, external trade statistics (as of March 2018)
Reporting level until 2011 400.000 Euro, since 2012 500.000 Euro



Foreign trade watches in Europe

Exports of watches to Europe 2017 by volume and share of the total volume in Europe¹

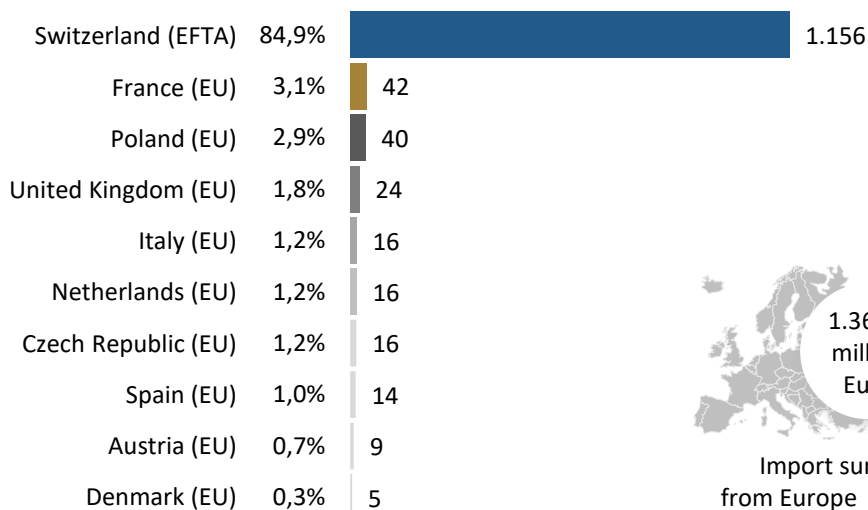
in million Euro



Export sum
to Europe 2017

Imports of watches to Europe 2017 by volume and share of the total volume in Europe¹

in million Euro



Import sum
from Europe 2017

1 | Source: Statistisches Bundesamt, external trade statistics (as of March 2018)
Reporting level until 2011 400.000 Euro, since 2012 500.000 Euro

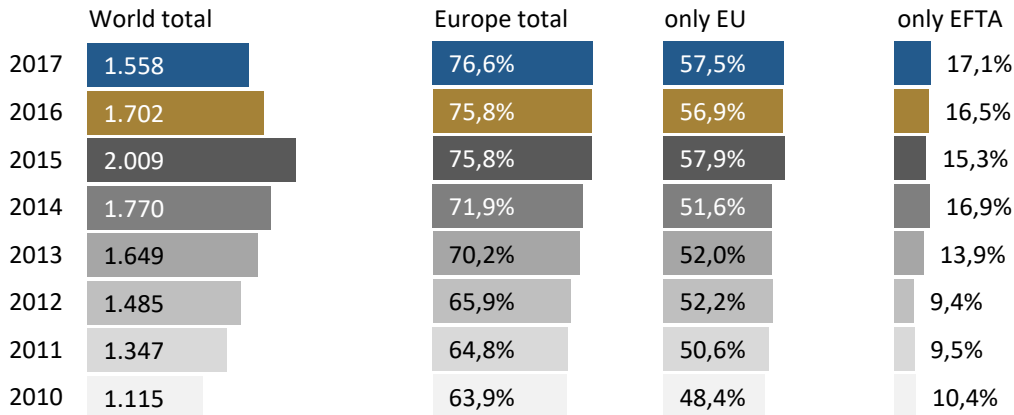


Exports watches

Exports of watches by region ¹

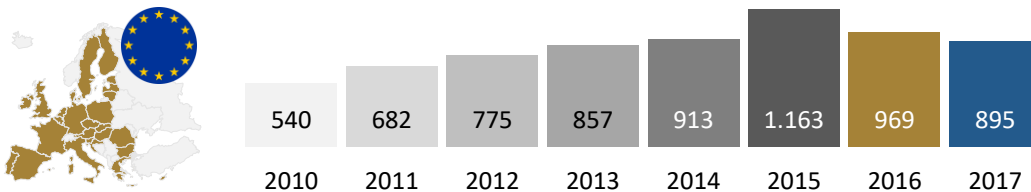
in million Euro

of which the proportion in relation to total exports:

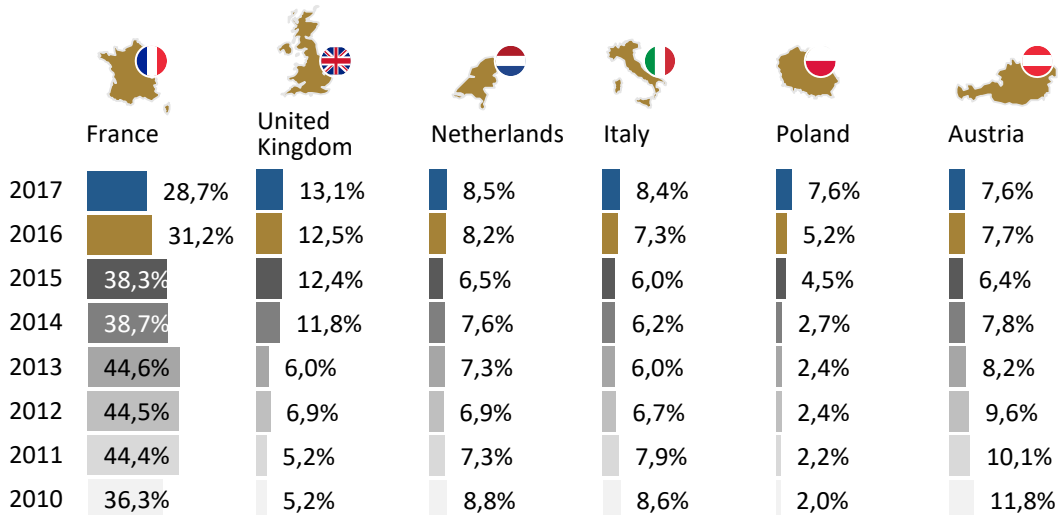


Exports of watches within the EU ¹

in million Euro



Contribution to export volume of watches of the export strongest members of the EU ¹



¹ | Source: Statistisches Bundesamt, external trade statistics (as of March 2018)
Reporting level until 2011 400.000 Euro, since 2012 500.000 Euro

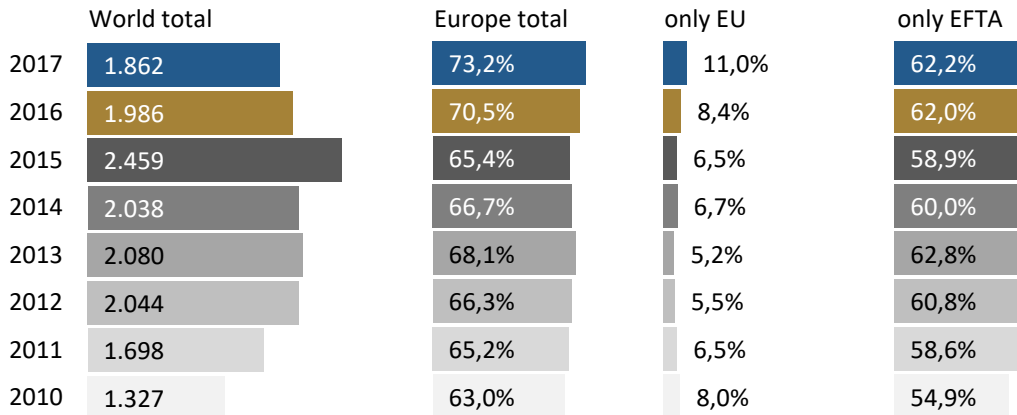


Imports watches

Imports of watches by region ¹

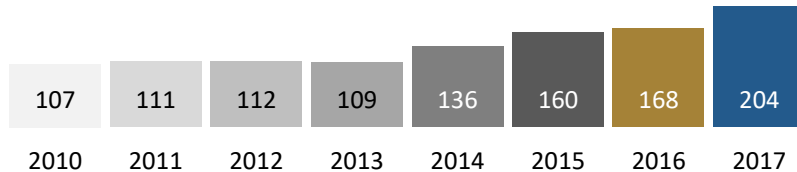
in million Euro

of which the proportion in relation to total imports:

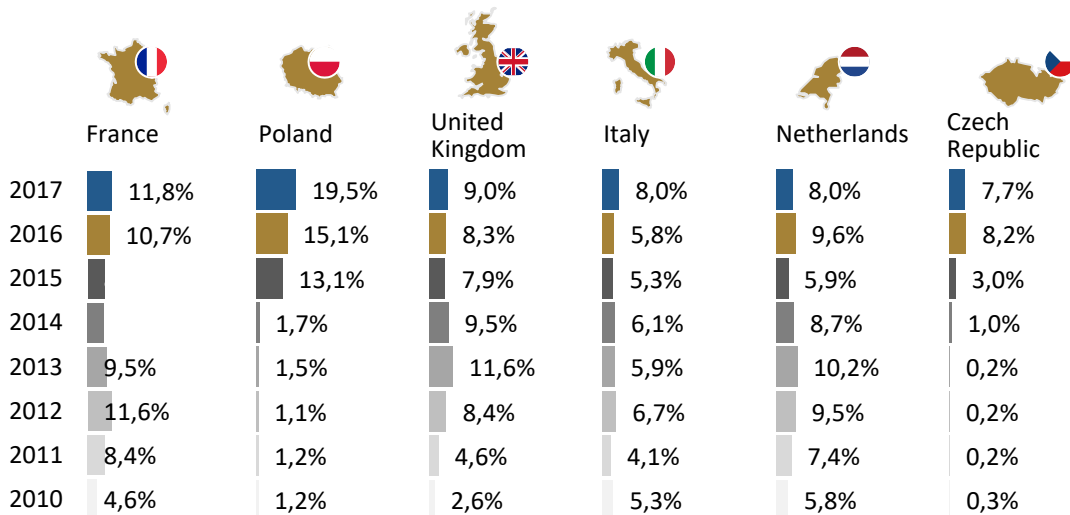


Imports of watches within the EU ¹

in million Euro



Contribution to import volume of watches of the import strongest members of the EU ¹



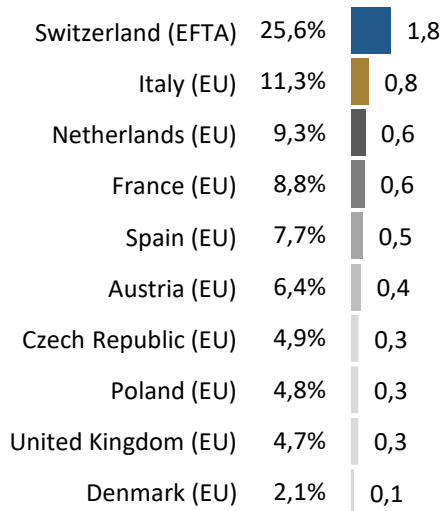
¹ | Source: Statistisches Bundesamt, external trade statistics (as of March 2018)
Reporting level until 2011 400.000 Euro, since 2012 500.000 Euro



Foreign trade movements in Europe

Exports of movements to Europe 2017 by volume and share of the total volume in Europe ^{1,2}

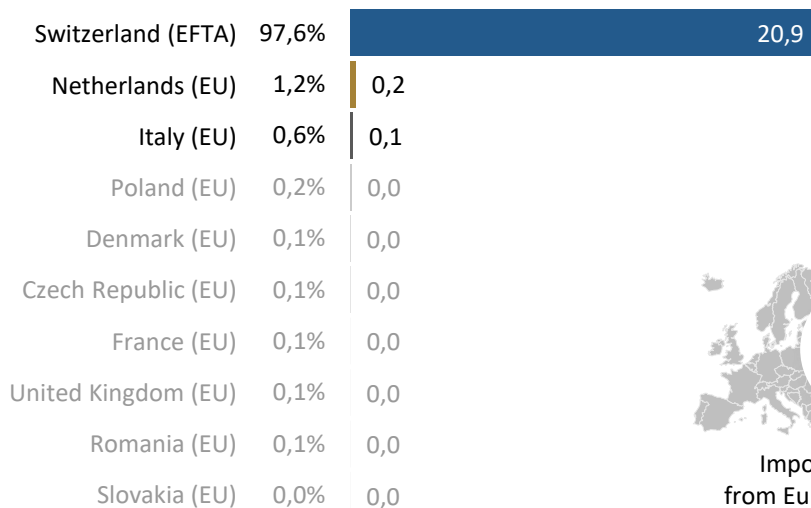
in million Euro



Export sum
to Europe 2017

Imports of movements to Europe 2017 by volume and share of the total volume in Europe ^{1,2}

in million Euro



Import sum
from Europe 2017

1 | Source: Statistisches Bundesamt, external trade statistics (as of March 2018)
Reporting level until 2011 400.000 Euro, since 2012 500.000 Euro

2 | includes watch movements (compl./unassembled/incompl. assembled), clock movements (compl. a. assembled/compl. a. unassembled) as well as rough watch or clock movements

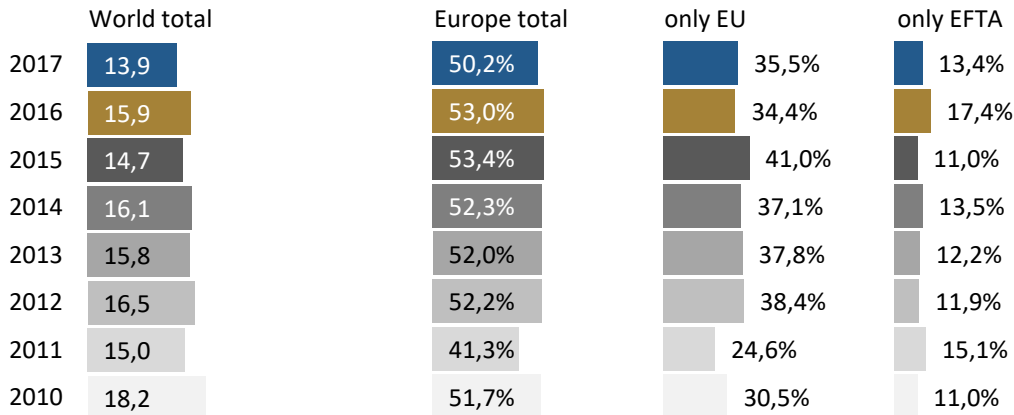


Exports movements

Exports of movements by region ^{1,2}

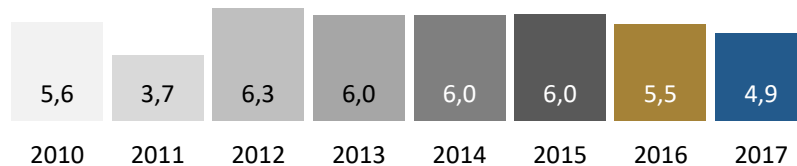
in million Euro

of which the proportion in relation to total exports:

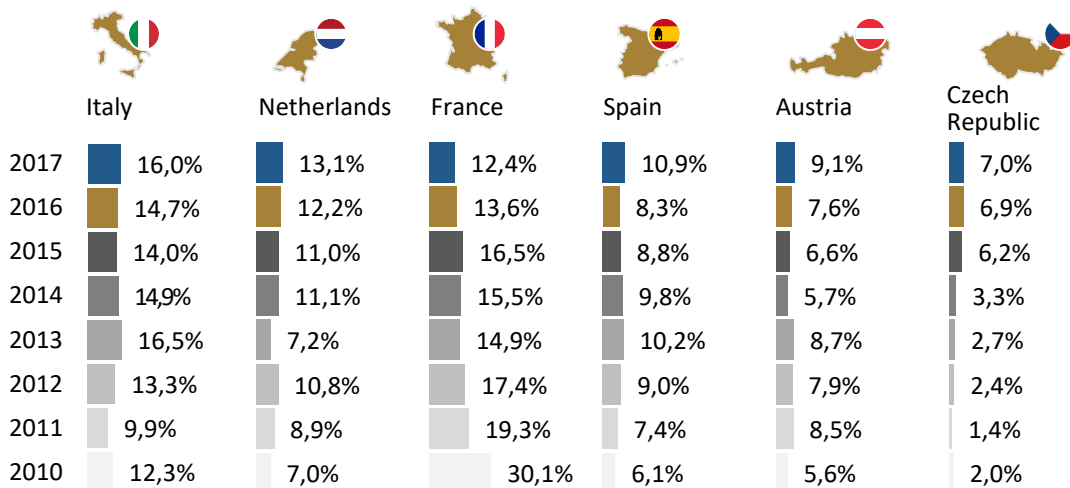


Exports of movements within the EU ^{1,2}

in million Euro



Contribution to export volume of movements of the export strongest members of the EU ^{1,2}



1 | Source: Statistisches Bundesamt, external trade statistics (as of March 2018)
Reporting level until 2011 400.000 Euro, since 2012 500.000 Euro

2 | includes watch movements (compl./unassembled/incompl. assembled), clock movements (compl. a. assembled/compl. a. unassembled) as well as rough watch or clock movements

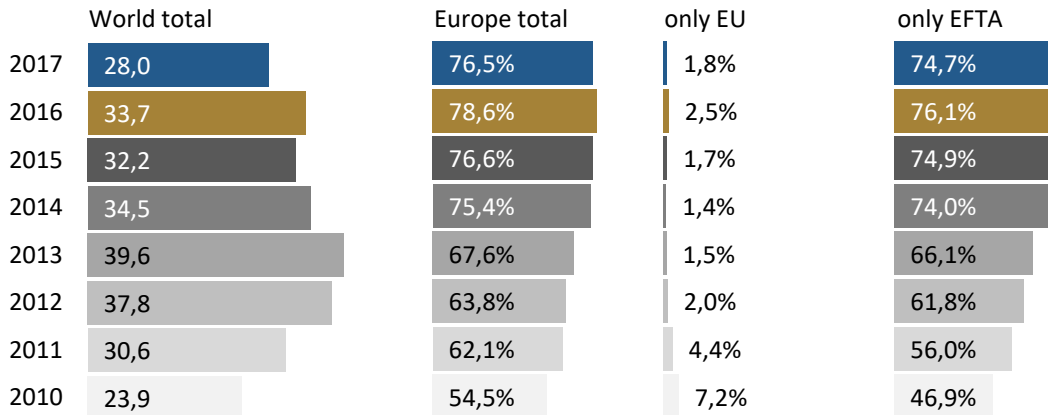


Imports movements

Imports of movements by region ^{1,2}

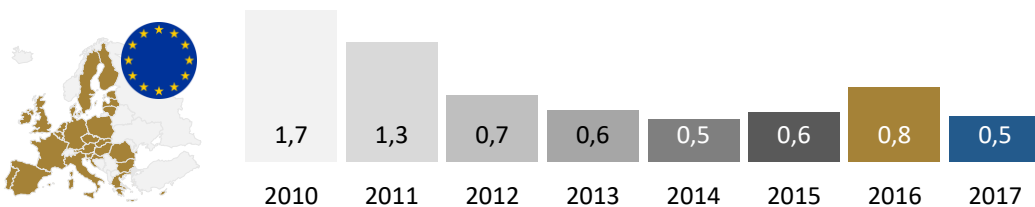
in million Euro

of which the proportion in relation to total imports:

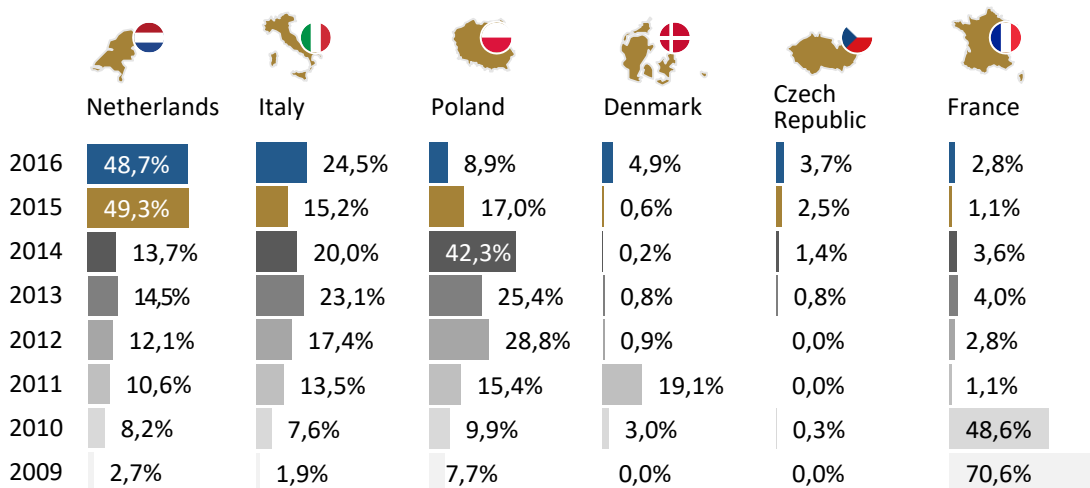


Imports of movements within the EU ^{1,2}

in million Euro



Contribution to import volume of movements of the import strongest members of the EU ^{1,2}



1 | Source: Statistisches Bundesamt, external trade statistics (as of March 2018)
Reporting level until 2011 400.000 Euro, since 2012 500.000 Euro

2 | includes watch movements (compl./unassembled/incompl. assembled), clock movements (compl. a. assembled/compl. a. unassembled) as well as rough watch or clock movements

The Bundesverband Schmuck und Uhren (BVSU) was founded in Pforzheim in 1947. As a lobby group for over 170 predominantly medium-sized member companies from the areas of jewellery, watches and clocks, silverware and related industries, it represents the interests of its members at a national, European and international level. It is responsible for coordinating the federal associations of the German jewellery and silverware industry. In this capacity it is also integrated in international lobbying efforts of the World Jewellery Confederation, CIBJO (Confédération internationale de la Bijouterie, Joaillerie, Orfèvrerie, des Diamants, Perles et Pierres). The BVSU also represents the interests of the German watch and clock industry at a European level as a member of the European watchmaking association, the Comité Permanent de l'Horlogerie Européenne (CPHE).

Reproduction, publication and distribution, also on websites, total or partial, are only allowed with reference on the publisher Bundesverband Schmuck und Uhren.



Responsibility regarding content according to § 5 TMG

**Bundesverband Schmuck, Uhren, Silberwaren
und verwandte Industrien e.V.**

President: Uwe Staib, Hermann Staib GmbH, Pforzheim

Bundesverband Schmuck, Uhren, Silberwaren
und verwandte Industrien e.V.
Westliche Karl-Friedrich-Straße 56
75172 Pforzheim

Phone: +49 (0) 7231 14 555 10
Fax: +49 (0) 7231 14 555 21
E-Mail: info@bv-schmuck-uhren.de
Web: www.bv-schmuck-uhren.de

Register court: Amtsgericht Mannheim

In cooperation with

