



German Association of Jewellery and Watches

Annual Report Watches 2023

Report period: 2022

Report date: Summer 2023



BV Schmuck+Uhren
Bundesverband der Hersteller und Zulieferindustrien

Turnover and company structure

Source: Statistisches Bundesamt

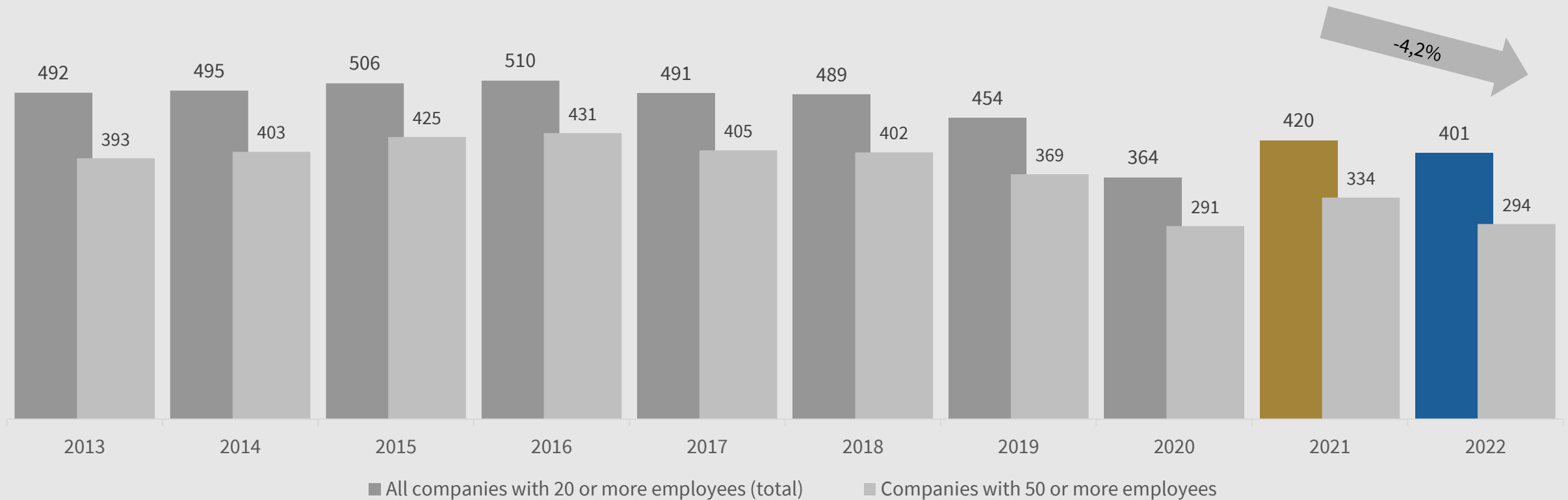
Annual report for companies in the
manufacturing sector

Report: Summer 2023

Companies with 20 or more employees



Turnover watches, clocks and parts ¹ in million Euro

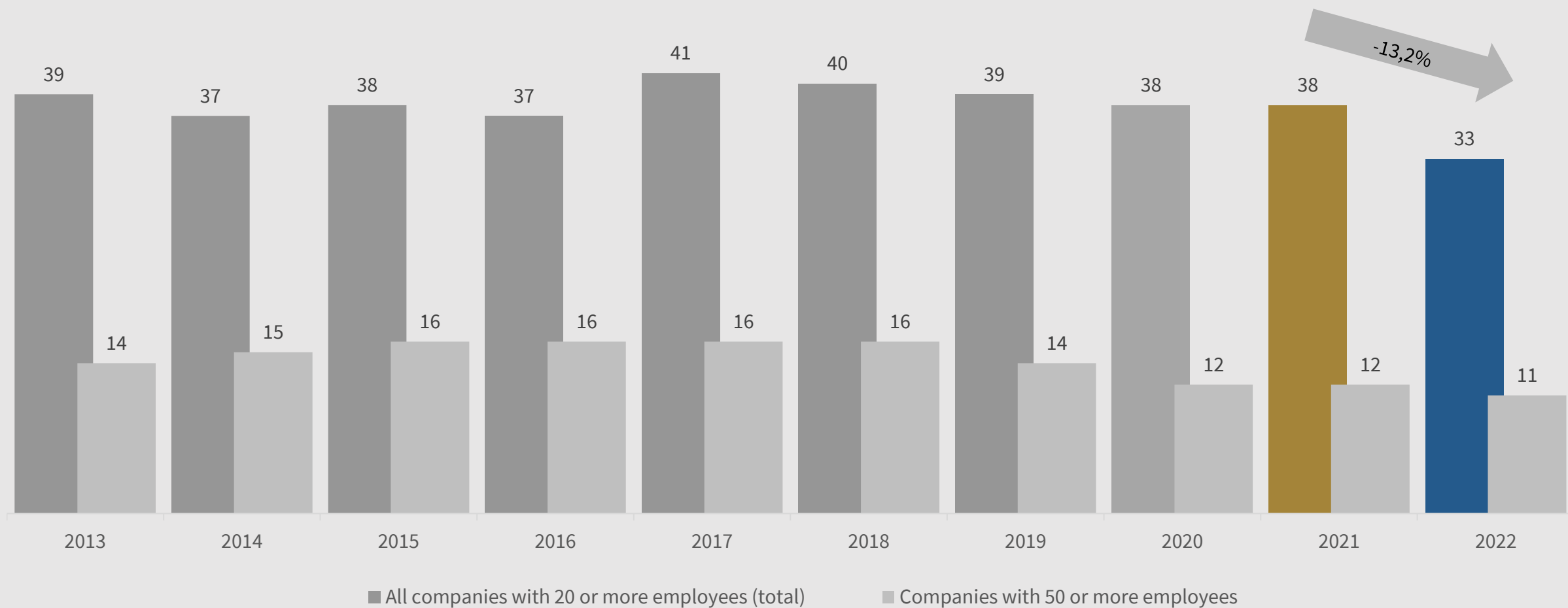


1 | Source: Statistisches Bundesamt; annual report of manufacturing industries (as of June 2023)

2 | Source: Statistisches Bundesamt; external trade statistics, (first revision, as of June 2023), Reporting level since 2012 500.000 Euro

3 | Source: Statistisches Bundesamt; includes watch movements (compl./unassembled/incompl. Assembled), clock movements (compl.a.assembled/compl. a. unassembled) as well as rough watch or clock movements

Numbers of companies¹

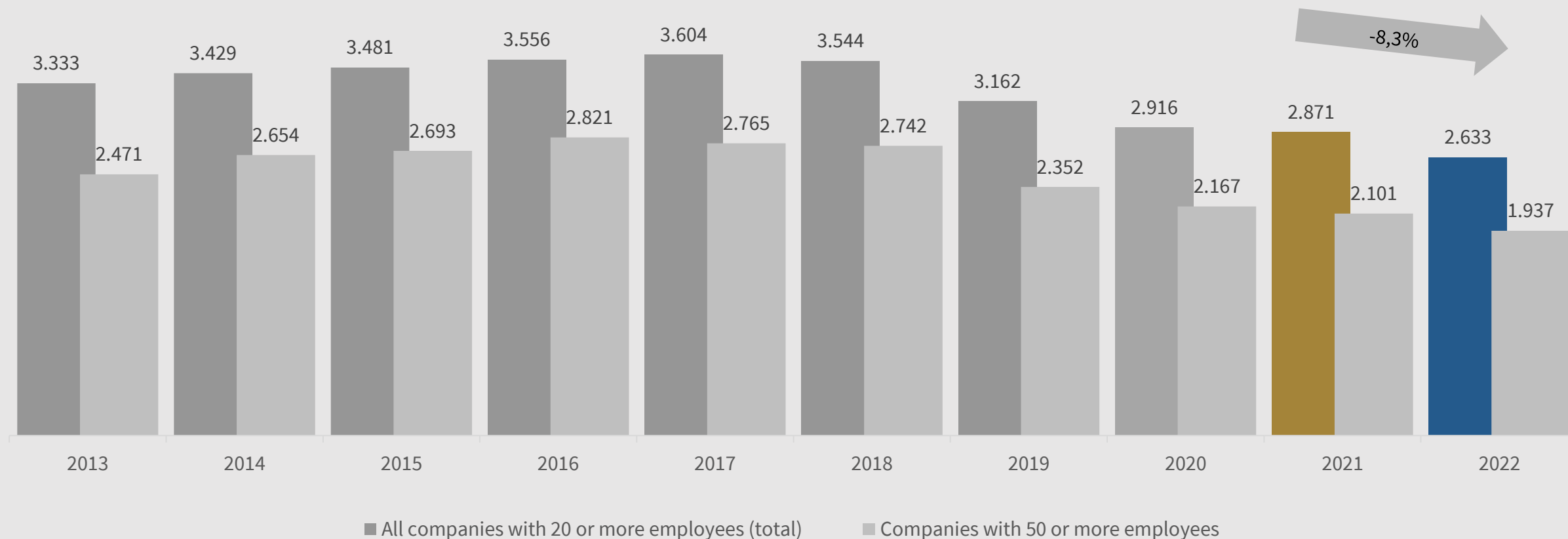


1 | Source: Statistisches Bundesamt; annual report of manufacturing industries (as of June 2023)

2 | Source: Statistisches Bundesamt; external trade statistics, (first revision, as of June 2023), Reporting level since 2012 500.000 Euro

3 | Source: Statistisches Bundesamt; includes watch movements (compl./unassembled/incompl. Assembled), clock movements (compl.a.assembled/compl. a. unassembled) as well as rough watch or clock movements

Number of employees¹



1 | Source: Statistisches Bundesamt; annual report of manufacturing industries (as of June 2023)

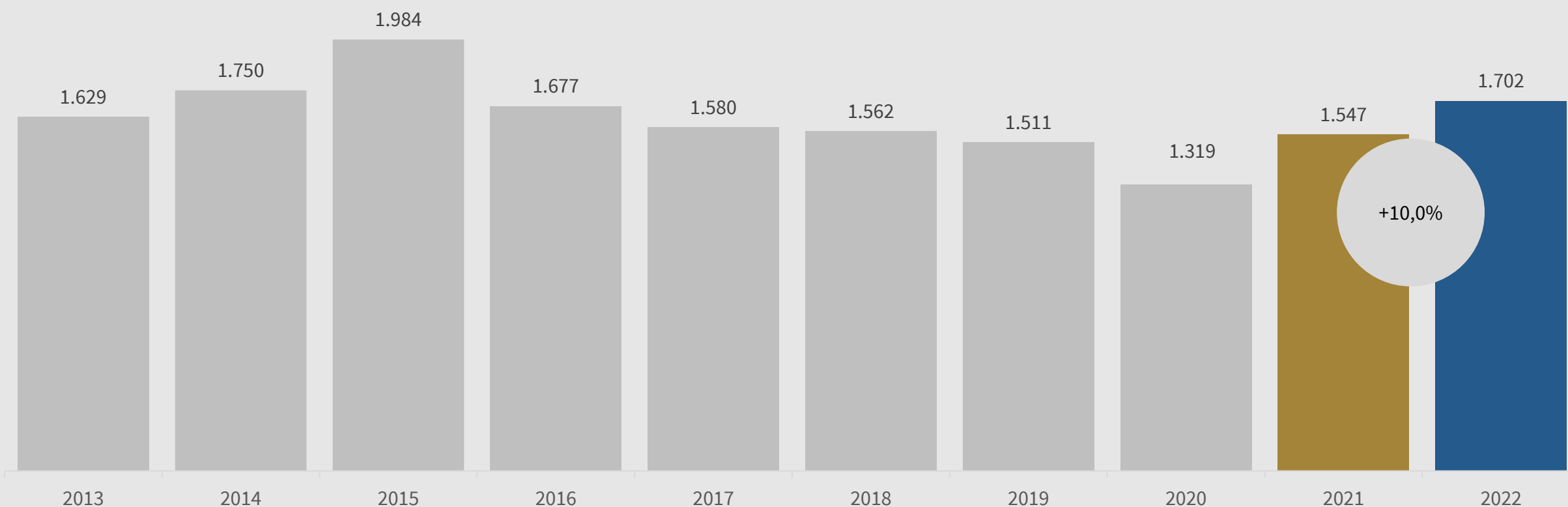
2 | Source: Statistisches Bundesamt; external trade statistics, (first revision, as of June 2023), Reporting level since 2012 500.000 Euro

3 | Source: Statistisches Bundesamt; includes watch movements (compl./unassembled/incompl. Assembled), clock movements (compl.a.assembled/compl. a. unassembled) as well as rough watch or clock movements

Foreign trade



Exports of watches, clocks and parts² in million Euro




1 | Source: Statistisches Bundesamt; annual report of manufacturing industries (as of June 2023)

2 | Source: Statistisches Bundesamt; external trade statistics, (first revision, as of June 2023), Reporting level since 2012 500.000 Euro

3 | Source: Statistisches Bundesamt; includes watch movements (compl./unassembled/incompl. Assembled), clock movements (compl.a.assembled/compl. a. unassembled) as well as rough watch or clock movements

Exports of watches, clocks and parts by region ² as a percentage of the total export value

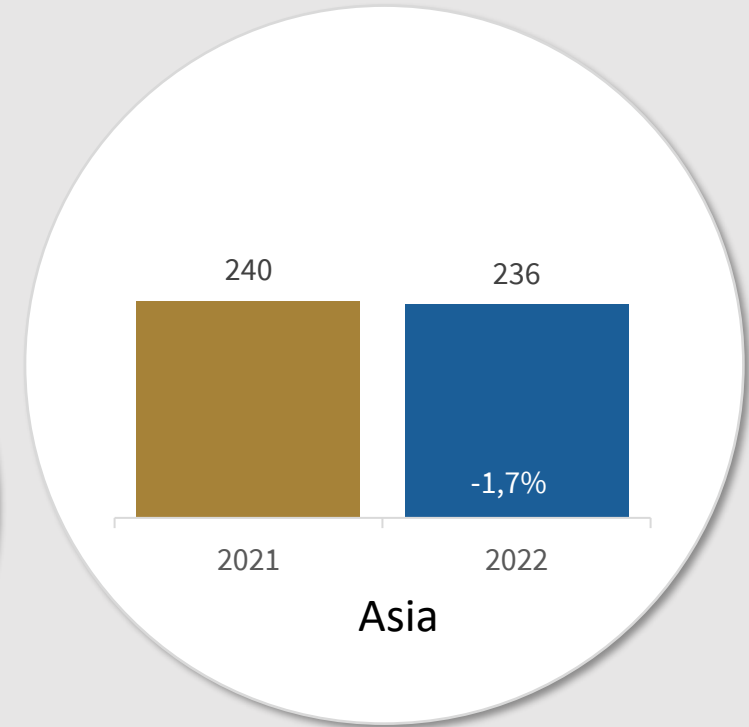
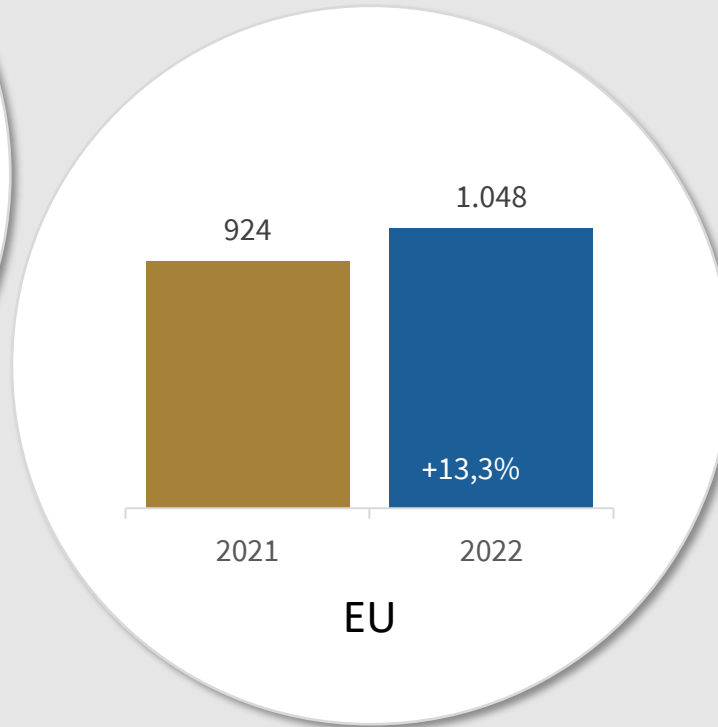
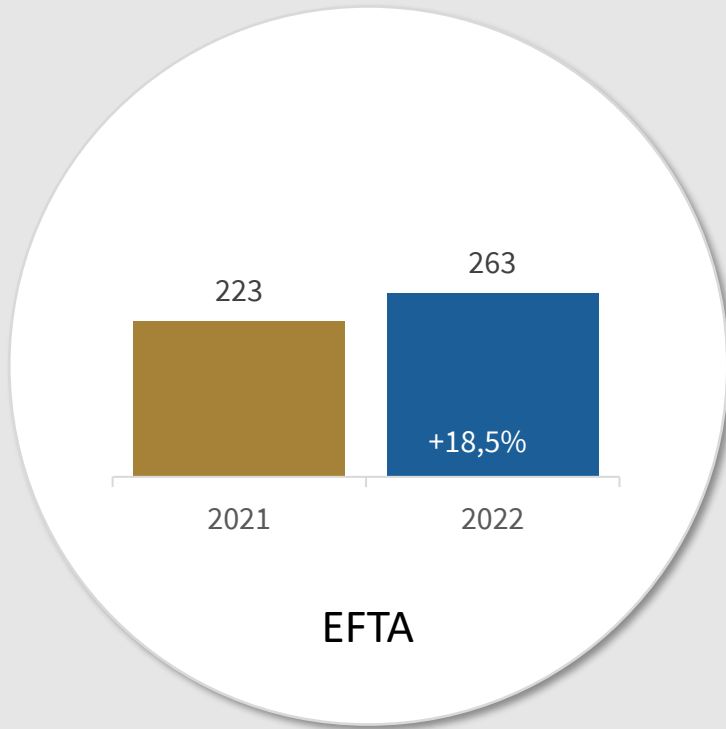


1 | Source: Statistisches Bundesamt; annual report of manufacturing industries (as of June 2023)

2 | Source: Statistisches Bundesamt; external trade statistics, (first revision, as of June 2023), Reporting level since 2012 500.000 Euro

3 | Source: Statistisches Bundesamt; includes watch movements (compl./unassembled/incompl. Assembled), clock movements (compl.a.assembled/compl. a. unassembled) as well as rough watch or clock movements

Exports of watches, clocks and parts by region ² in million Euro

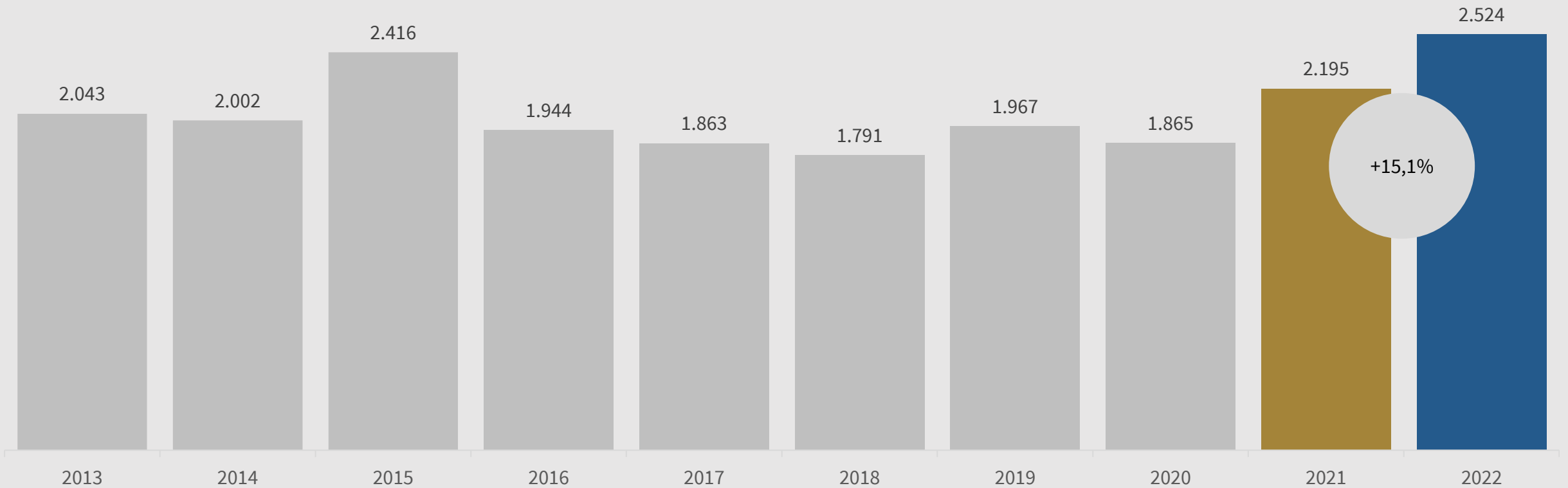


1 | Source: Statistisches Bundesamt; annual report of manufacturing industries (as of June 2023)

2 | Source: Statistisches Bundesamt; external trade statistics, (first revision, as of June 2023), Reporting level since 2012 500.000 Euro

3 | Source: Statistisches Bundesamt; includes watch movements (compl./unassembled/incompl. Assembled), clock movements (compl.a.assembled/compl. a. unassembled) as well as rough watch or clock movements

Imports of watches, clocks and parts² in million Euro



1 | Source: Statistisches Bundesamt; annual report of manufacturing industries (as of June 2023)

2 | Source: Statistisches Bundesamt; external trade statistics, (first revision, as of June 2023), Reporting level since 2012 500.000 Euro

3 | Source: Statistisches Bundesamt; includes watch movements (compl./unassembled/incompl. Assembled), clock movements (compl.a.assembled/compl. a. unassembled) as well as rough watch or clock movements

Imports of watches, clocks and parts by region ² as a percentage of the total import value

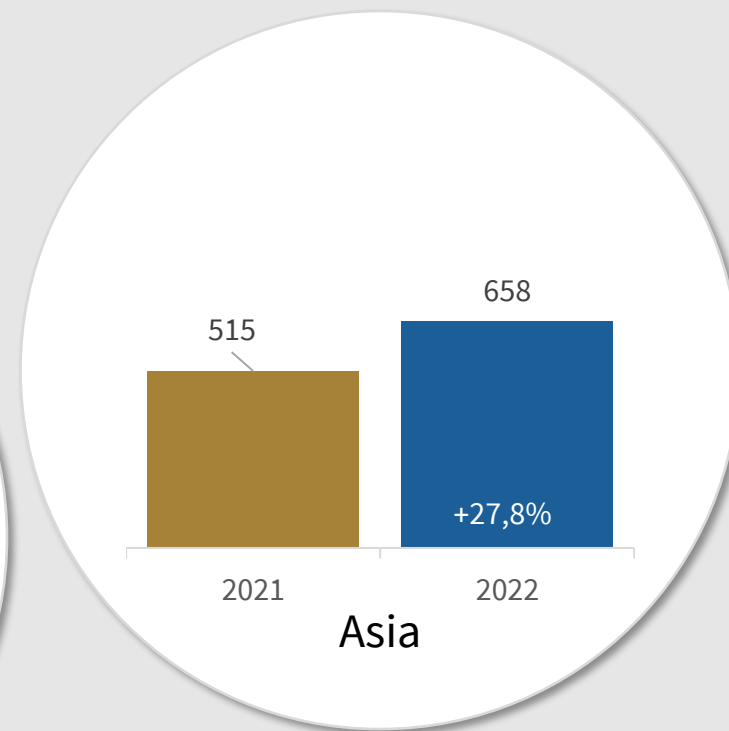
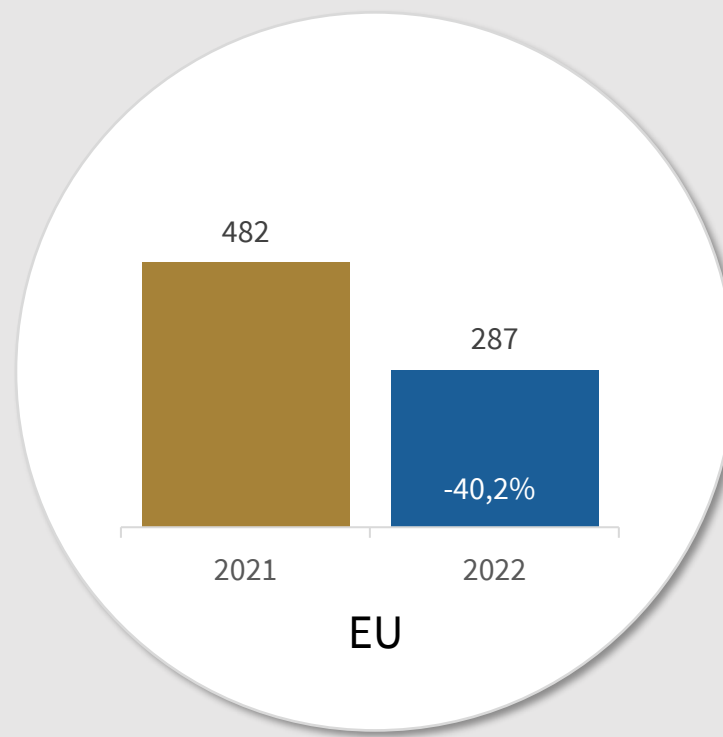
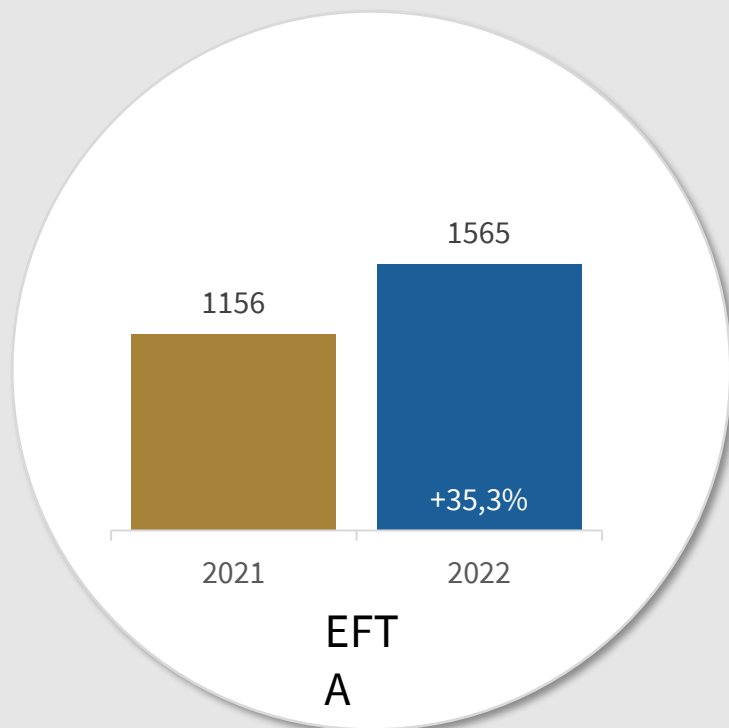


1 | Source: Statistisches Bundesamt; annual report of manufacturing industries (as of June 2023)

2 | Source: Statistisches Bundesamt; external trade statistics, (first revision, as of June 2023), Reporting level since 2012 500.000 Euro

3 | Source: Statistisches Bundesamt; includes watch movements (compl./unassembled/incompl. Assembled), clock movements (compl.a.assembled/compl. a. unassembled) as well as rough watch or clock movements

Imports of watches, clocks and parts by region ² in million Euro

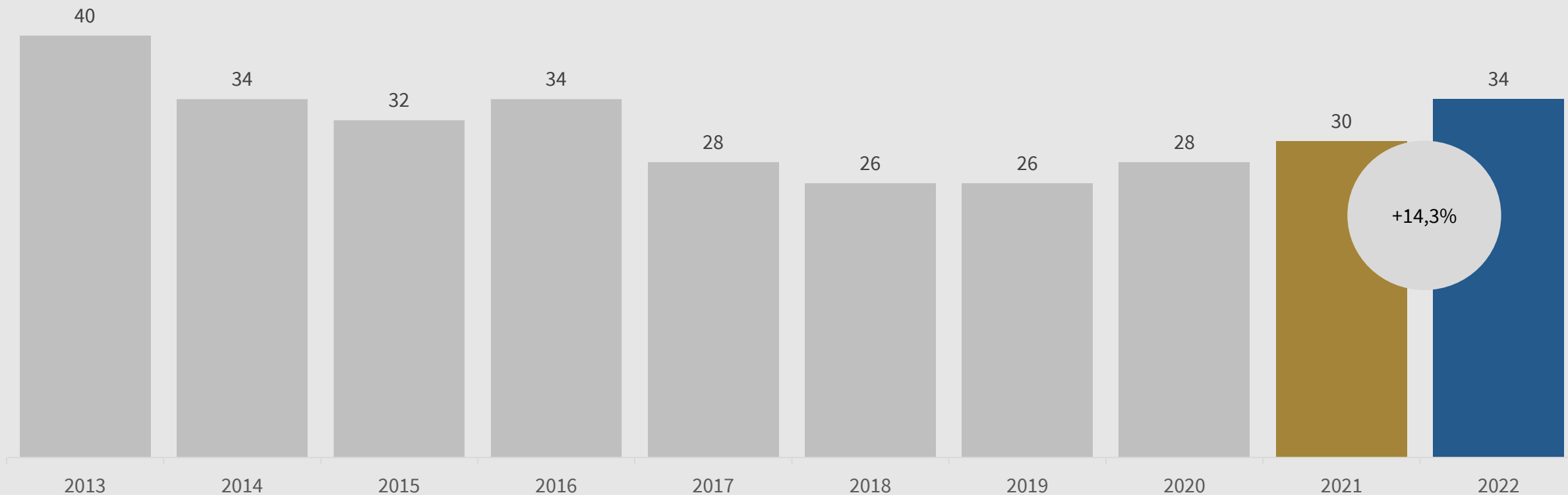


1 | Source: Statistisches Bundesamt; annual report of manufacturing industries (as of June 2023)

2 | Source: Statistisches Bundesamt; external trade statistics, (first revision, as of June 2023), Reporting level since 2012 500.000 Euro

3 | Source: Statistisches Bundesamt; includes watch movements (compl./unassembled/incompl. Assembled), clock movements (compl.a.assembled/compl. a. unassembled) as well as rough watch or clock movements

Imports of movements ^{2, 3} in million Euro




1 | Source: Statistisches Bundesamt; annual report of manufacturing industries (as of June 2023)

2 | Source: Statistisches Bundesamt; external trade statistics, (first revision, as of June 2023), Reporting level since 2012 500.000 Euro

3 | Source: Statistisches Bundesamt; includes watch movements (compl./unassembled/incompl. Assembled), clock movements (compl.a.assembled/compl. a. unassembled) as well as rough watch or clock movements

Imports of movements by region ^{2, 3} as a percentage of the total import value

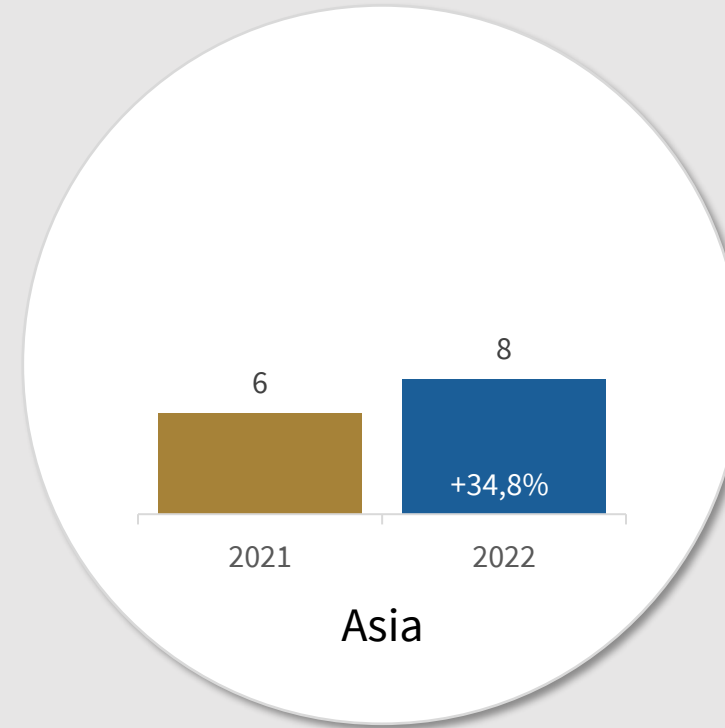
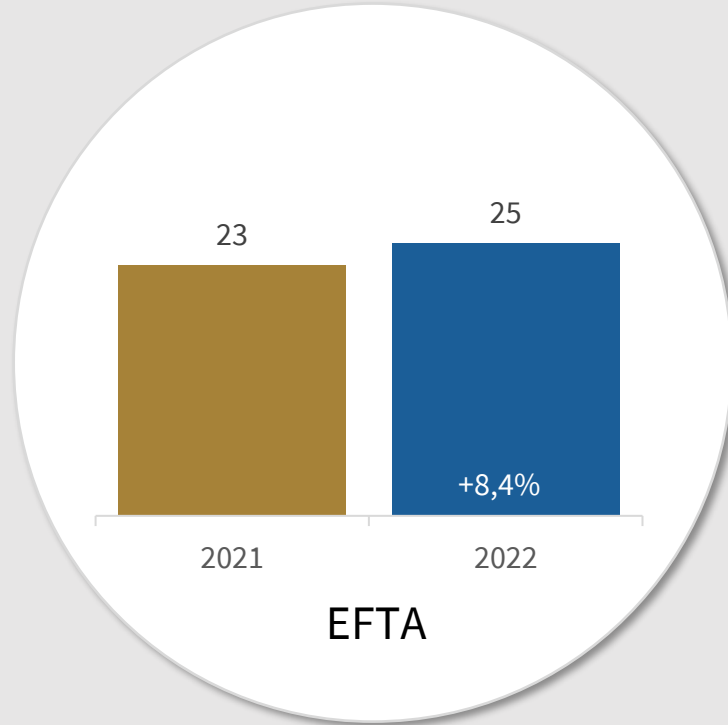


1 | Source: Statistisches Bundesamt; annual report of manufacturing industries (as of June 2023)

2 | Source: Statistisches Bundesamt; external trade statistics, (first revision, as of June 2023), Reporting level since 2012 500.000 Euro

3 | Source: Statistisches Bundesamt; includes watch movements (compl./unassembled/incompl. Assembled), clock movements (compl.a.assembled/compl. a. unassembled) as well as rough watch or clock movements

Imports of movements by region ^{2, 3} in million Euro



1 | Source: Statistisches Bundesamt; annual report of manufacturing industries (as of June 2023)

2 | Source: Statistisches Bundesamt; external trade statistics, (first revision, as of June 2023), Reporting level since 2012 500.000 Euro

3 | Source: Statistisches Bundesamt; includes watch movements (compl./unassembled/incompl. Assembled), clock movements (compl.a.assembled/compl. a. unassembled) as well as rough watch or clock movements



BV Schmuck+Uhren

Bundesverband der Hersteller und Zulieferindustrien

Stronger Together.

Bundesverband Schmuck, Uhren, Silberwaren
und verwandte Industrien e.V. (BVSU)
Westliche Karl-Friedrich-Straße 56
75172 Pforzheim | Germany

E-Mail: info@bv-schmuck-uhren.de

Phone: +49 (0) 7231 14 555 10

Fax: +49 (0) 7231 14 555 21

@ BVSU:

Website: www.bv-schmuck-uhren.de

Facebook: [@bv.schmuck.uhren](https://www.facebook.com/bv.schmuck.uhren)

Twitter: [@bvsupf](https://twitter.com/bvsupf)

LinkedIn: [/company/bundesverband-schmuck-uhren-silberwaren-und-verwandte-industrien-e.v.](https://www.linkedin.com/company/bundesverband-schmuck-uhren-silberwaren-und-verwandte-industrien-e.v)

The German Association of Jewellery, Watches, Clocks & Supplying Industries (BVSU) was founded in Pforzheim in 1947. As a lobby group for over 170 predominantly medium-sized member companies, BVSU represents the interests of its members at a national, European and international level. BVSU is a member of the Federation of German Industries (BDI). It is responsible for coordinating the federal associations of the German jewellery and silverware industry. In this capacity it is also integrated in global efforts of the World Jewellery Confederation, CIBJO. BVSU represents the interests of the German watch and clock industry as a member of the European watchmaking associations EUROTempus and CPHE. BVSU is a member of the Responsible Jewellery Council (RJC).